

Ebb & Flow

Glass Tile



Colors

EF01 Snow and Ice




EF01/.15.5MOS

EF02 Moon and Stars



EF02/.15.5MOS

EF03 Flora and Fauna



EF03/.15.5MOS

EF04 Sand and Surf



EF04/.15.5MOS

EF05 Rocks and Minerals




EF05/.15.5MOS

1/2 x 1/2 Mosaics



EF01/.1503MOS



EF02/.1503MOS



EF03/.1503MOS



EF04/.1503MOS



EF05/.1503MOS

1/2 x 3 Stacked Mosaics



EF01/.1MIXMOS



EF02/.1MIXMOS



EF03/.1MIXMOS



EF04/.1MIXMOS



EF05/.1MIXMOS

Linear Mosaics

EF06 Wind and Rain



EF06/.15.5MOS

EF07 Sticks and Stones




EF07/.15.5MOS

EF08 Dusk and Dawn



EF08/.15.5MOS

EF09 Cinders and Smoke



EF09/.15.5MOS

1/2 x 1/2 Mosaics



EF06/.1503MOS



EF07/.1503MOS



EF08/.1503MOS



EF09/.1503MOS

1/2 x 3 Stacked Mosaics



EF06/.1MIXMOS



EF07/.1MIXMOS



EF08/.1MIXMOS



EF09/.1MIXMOS

Linear Mosaics

Ebb & Flow


Glass Tile

Patterns/Sizes

(Shown in EF07 Sticks and Stones)



1/2 x 1/2 Mosaics
(Mounted on 11-3/4 x 11-3/4 sheet)



1/2 x 3 Stacked Mosaics
(Mounted on 11-3/4 x 11-3/4 sheet)



Linear Mosaics
(Mounted on 11-3/4 x 13 sheet)



EF03 ► Flora and Fauna Linear Mosaic

Coordinating Trim

Nominal (in)	Actual (in)	Thickness (in)
Mosaic*		
1/2 x 1/2	9/16 x 9/16	1/4
Stacked Mosaic*		
1/2 x 3	9/16 x 2-7/8	1/4
Linear Mosaic**		
1/2 x 2	9/16 x 1-7/8	1/4
1/2 x 4	9/16 x 3-7/8	1/4
1/2 x 6	9/16 x 5-7/8	1/4

1/8 inch grout joint on all mosaic sheets.

*Actual size of mounted sheets is 11-3/4 x 11-3/4

**Actual size of mounted sheets is 11-3/4 x 13

Significant variation is part of the inherent beauty of natural stone. Expect a wide range in color and pattern. Inspect the product upon delivery and for best results, blend tile from several cartons during installation.



Application Areas

Interior Floors (dry)	Interior Walls (wet/dry)	Exterior Walls	Interior Floors (Standing water/shower floors)	Exterior/Paving	Pool/Fountain Full Lining**	Water Line Pool/Fountains
	✓	Covered Only				

For more information on ANSI- A362.3 visit our website at <https://www.crossvilleinc.com/Resources/Tile-101/DCOF?tab=1>

Recommended Use

Crossville's Ebb & Flow mosaics can be used for interior and exterior wall applications. In wall applications exposed to regular moisture (such as shower walls) the application of a penetrating sealer, such as Miracle 511 Impregnator, is required. Typically two coats are needed depending on the porosity of the stone. **DO NOT ALLOW THE SEALER TO DRY ON THE FACE OF THE GLASS PIECES.** The glass tile is non-absorbent. Following the sealer application, thoroughly wipe down the mosaics with a dry terry cloth towel or micro fiber cloth, turning the cloth frequently to ensure complete removal of the sealer from the glass tile portion of the mosaic. Crossville® does not recommend the use of Ebb & Flow in water applications such as pool liners, fountains and spas. The mosaics are suitable for covered exterior walls in freezing climate.

Acceptable substrates include cement back units and/or concrete masonry block; gypsum wallboard can be used for dry interior walls only. Cement mortar beds are acceptable after Care & Maintenance a minimum 10-day cure time. See CrossvilleInc.com for detailed installation instructions.

Care and Maintenance

Normally, it is sufficient to wipe the surface of Ebb & Flow mosaic tiles with a damp sponge or cloth. When stronger cleaning is needed, any standard, non-abrasive floor, wall or glass cleaner can be applied with a non-abrasive sponge or cloth. More information regarding the care and maintenance of Crossville® products is available at CrossvilleInc.com.

Our Warranty

Crossville Inc. guarantees that its products will meet or exceed the performance specifications outlined in ANSI A137.1-2022 and in the performance data section of the Crossville, Inc. general product catalog. For complete details check our website at CrossvilleInc.com

Information listed here is subject to change. Please refer to CrossvilleInc.com for the latest, most accurate information.

Crossville® Sample Express

Visit the website to learn more:
CrossvilleInc.com/Products/Ebb-Flow

Loose Samples for
Architects & Designers

Loose Tile Samples
Sizes may vary depending on product series
Max. of 4 large field tile per order

Standard Shipping
FedEx Ground

National Accounts

For over 20 years we have been offering Porcelain tile to commercial customers at National Accounts pricing programs with special discounts. The National Accounts department provides materials forecasting, sales support and samples.

CrossvilleInc.com

If you want a better idea of what Crossville tile would look like in a particular room setting, simply visit our website and click on Cross-Vision. This powerful software tool allows you to visualize different types of Crossville tile. In addition, you'll find comprehensive information about Crossville's entire portfolio of products. You can also learn about the latest styles and trends from industry experts, download detailed care and maintenance instructions for our various products, or browse electronic versions of Crossville's product brochures. So whether you need information about Crossville products or tile in general, please visit us at CrossvilleInc.com.

Trade Organizations



Environmentally Aware

