

Ebb & Flow

Design Solutions™

AMERICAN

Distinctly American. Uniquely Crossville.



 CROSSVILLE®

Ebb & Flow

Design Solutions™


Inspired by Nature

Crossville® celebrates the incomparable beauty of natural stone and glass, blending them harmoniously in its new Ebb & Flow mosaic wall tile. Capturing the rhythmical patterns found in nature and in life, Ebb & Flow achieves a “tromp l’oeil”, three-dimensional effect on interior and exterior walls, yet its surface is actually smooth, so it’s easy to clean and maintain.

Beautifully versatile in both commercial and residential installations

Ebb & Flow comprises sheet-mounted 1/2 x 1/2 Mosaics, 1/2 x 3 Stacked Mosaics and a Linear Mosaic designed in 1/2 x 2, 1/2 x 4, and 1/2 x 6.

- Harmonic blending of glass and natural stone
- The collection is available in nine nature-inspired color blends.
- Crossville recommends an 1/8 inch grout joint
- Variety of shapes and sizes
- Globally Sourced



EF06 ▶ Wind and Rain Mosaics and Stacked Mosaics

Color Palette

Snow and Ice



EF01 ▶ Snow and Ice

Moon and Stars




EF02 ▶ Moon and Stars

Flora and Fauna



EF03 ▶ Flora and Fauna

1/2 x 1/2 Mosaics



EF01 ▶ Snow and Ice



EF02 ▶ Moon and Stars



EF03 ▶ Flora and Fauna

1/2 x 3 Mosaics



EF01 ▶ Snow and Ice



EF02 ▶ Moon and Stars



EF03 ▶ Flora and Fauna

Linear Mixed Mosaics

1/2 x 1/2 Mosaics

Sand and Surf



EF04 ▶ Sand and Surf

Rocks and Minerals



EF05 ▶ Rocks and Minerals

Wind and Rain



EF06 ▶ Wind and Rain

1/2 x 3 Mosaics



EF04 ▶ Sand and Surf



EF05 ▶ Rocks and Minerals



EF06 ▶ Wind and Rain

Linear Mixed Mosaics



EF04 ▶ Sand and Surf



EF05 ▶ Rocks and Minerals



EF06 ▶ Wind and Rain

Sticks and Stones

1/2 x 1/2 Mosaics



EF07 ▶ Sticks and Stones

Dusk and Dawn



EF08 ▶ Dusk and Dawn

Cinders and Smoke




EF09 ▶ Cinders and Smoke

1/2 x 3 Mosaics



EF07 ▶ Sticks and Stones



EF08 ▶ Dusk and Dawn



EF09 ▶ Cinders and Smoke

Linear Mixed Mosaics



EF07 ▶ Sticks and Stones



EF08 ▶ Dusk and Dawn




EF09 ▶ Cinders and Smoke

Specifications

Patterns/Sizes



1/2 x 1/2 Mosaics
(Mounted on 11-3/4 x 11-3/4 sheet)



1/2 x 3 Mosaics
(Mounted on 11-3/4 x 11-3/4 sheet)



Linear Mixed Mosaics
(Mounted on 11-3/4 x 13 sheet)

Available Sizes

| Nominal (in) | Actual (in) | Thickness (in) |
|-------------------------|--------------|----------------|
| 1/2 x 1/2 Mosaic* | 9/16 x 9/16 | 1/4 |
| 1/2 x 3 Stacked Mosaic* | 9/16 x 2-7/8 | 1/4 |
| Linear Mosaic** | | |
| 1/2 x 2 | 9/16 x 1-7/8 | 1/4 |
| 1/2 x 4 | 9/16 x 3-7/8 | 1/4 |
| 1/2 x 6 | 9/16 x 5-7/8 | 1/4 |

1/8 inch grout joint on all mosaic sheets

*Actual size of mounted sheets is 11-3/4 x 11-3/4

**Actual size of mesh mounted sheets is 11-3/4 x 13

Significant variation is part of the inherent beauty of natural stone. Expect a wide range in color and pattern. Inspect the product upon delivery and for best results, blend tile from several cartons during installation.

Recommended Use

Crossville's Ebb & Flow mosaics can be used for interior and exterior wall applications. In wall applications exposed to regular moisture (such as shower walls) the application of a penetrating sealer, such as Miracle 511 Impregnator, is required. Typically two coats are needed depending on the porosity of the stone. DO NOT ALLOW THE SEALER TO DRY ON THE FACE OF THE GLASS PIECES. The glass tile is non-absorbent. Following the sealer application, thoroughly wipe down the mosaics with a dry terry cloth towel or micro fiber cloth, turning the cloth frequently to ensure complete removal of the sealer from the glass tile portion of the mosaic. Crossville® does not recommend the use of Ebb & Flow in water applications such as pool liners, fountains and spas. The mosaics are suitable for covered exterior walls in freezing climate.

Acceptable substrates include cement back units and/or concrete masonry block; gypsum wallboard can be used for dry interior walls only. Cement mortar beds are acceptable after Care & Maintenance a minimum 10-day cure time.

See CrossvilleInc.com for detailed installation instructions.

Care and Maintenance

Normally, it is sufficient to wipe the surface of Ebb & Flow mosaic tiles with a damp sponge or cloth. When stronger cleaning is needed, any standard, non-abrasive floor, wall or glass cleaner can be applied with a non-abrasive sponge or cloth. More information regarding the care and maintenance of Crossville® products is available at CrossvilleInc.com.

Our Warranty

Crossville Inc. guarantees that its products will meet or exceed the performance specifications outlined in ANSI A137.1- 2008 and in the performance data section of the Crossville, Inc. general product catalog. For complete details check our website at CrossvilleInc.com.

Information listed here is subject to change. Please refer to CrossvilleInc.com for the latest, most accurate information.

Trade Organizations



Environmentally Aware





EF09 ▶ Cinder and Smoke 1/2 x 3 Stacked Mosaics,
1/2 x 1/2 Mosaics and Linear Mixed Mosaics

Ebb & Flow

Design Solutions™

Crossville, Inc.

PO Box 1168
Crossville, TN
38557

Phone

931.484.2110

Fax

931.456.2956

E-Mail

Crossc@CrossvilleInc.com

Web

CrossvilleInc.com



EF03 ▶ Flora and Fauna Linear Mosaics (above)
EF05 ▶ Rocks and Minerals Stacked Mosaics
(shown on cover)

 CROSSVILLE®